

# Span 300/400 Compact


ACCESS TOWER SYSTEM




# INSTANT

QUALITY & STRENGTH YOU CAN TRUST

# Key Features



- 1. Rib-Grip – cold formed joints**  
 The cold-formed Rib-Grip jointing process is a key feature of the Instant tower system and provides three times the strength and durability of traditional welded joints. 10 year no question warranty!
- 2. Span 300/400 Frame – reversible multi-purpose frames**  
 High-strength lightweight alloy construction makes components easier to handle. The Span 300/400 frame is fully interchangeable with all existing parts and means fewer components to stock and control.
- 3. Adjustable Leg**  
 A choice of 400mm, 600mm & 800mm height adjustment is provided by Quick-Adjust legs. This provides quick and easy levelling on rough or uneven surfaces. Once loaded they cannot be accidentally released.
- 4. Automatic locking Brace Hooks & Heavy 'Rhino-nose'**  
 Hooks snap into locked position without prior 'priming' and an easy-release catch design aids disassembly. The large contact area (over 225°) gives a firm grip. The Rhino-nose is very durable for arduous site conditions resisting damage if dropped.
- 5. Fluted frame rungs**  
 Provides better grip and increased slip resistance when climbing frames during assembly or once erected.



# INSTANT

Instant UpRight Ltd.  
 Unit S1, Park West Industrial Park,  
 Friel Avenue, Nangor Road, Dublin 12, Ireland.

T: +353 (0)1 6209300 F: +353 (0)1 6209301  
 info@instantupright.com  
 www.instantupright.com

For safe use and assembly please refer to manufacturer's assembly guide.  
 Specifications are subject to change without notice.  
 The photographs in this brochure are for promotional purposes only.



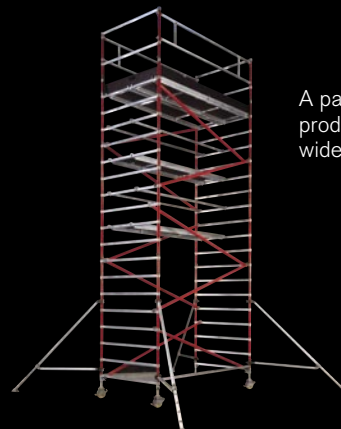
**The Span 300/400 Compact Tower is a lightweight, heavy duty tower system designed for accessing restricted areas such as lift shafts.**

**Measuring just 1.2m<sup>2</sup> Span 300/400 Compact can be used as a freestanding tower and by adding outriggers can be built with platform heights up to 12m indoors and 8m outdoors. When used in restricted areas such as lift-shafts, the tower can be secured with ties to provide working heights in excess of 20m.**

Span 300/400 Compact features the unique high strength Rib-Grip jointing system, guaranteed for 10 years.

All standard components have an extended 3 year warranty.

Compliant with EN1004 and Work at Height Directives.  
 Load Class 3.



A painted finish can be applied to any product in the INSTANT range and a wide range of components are available.

MANUFACTURED BY  
**INSTANT UPRIGHT**  
 www.instantupright.com