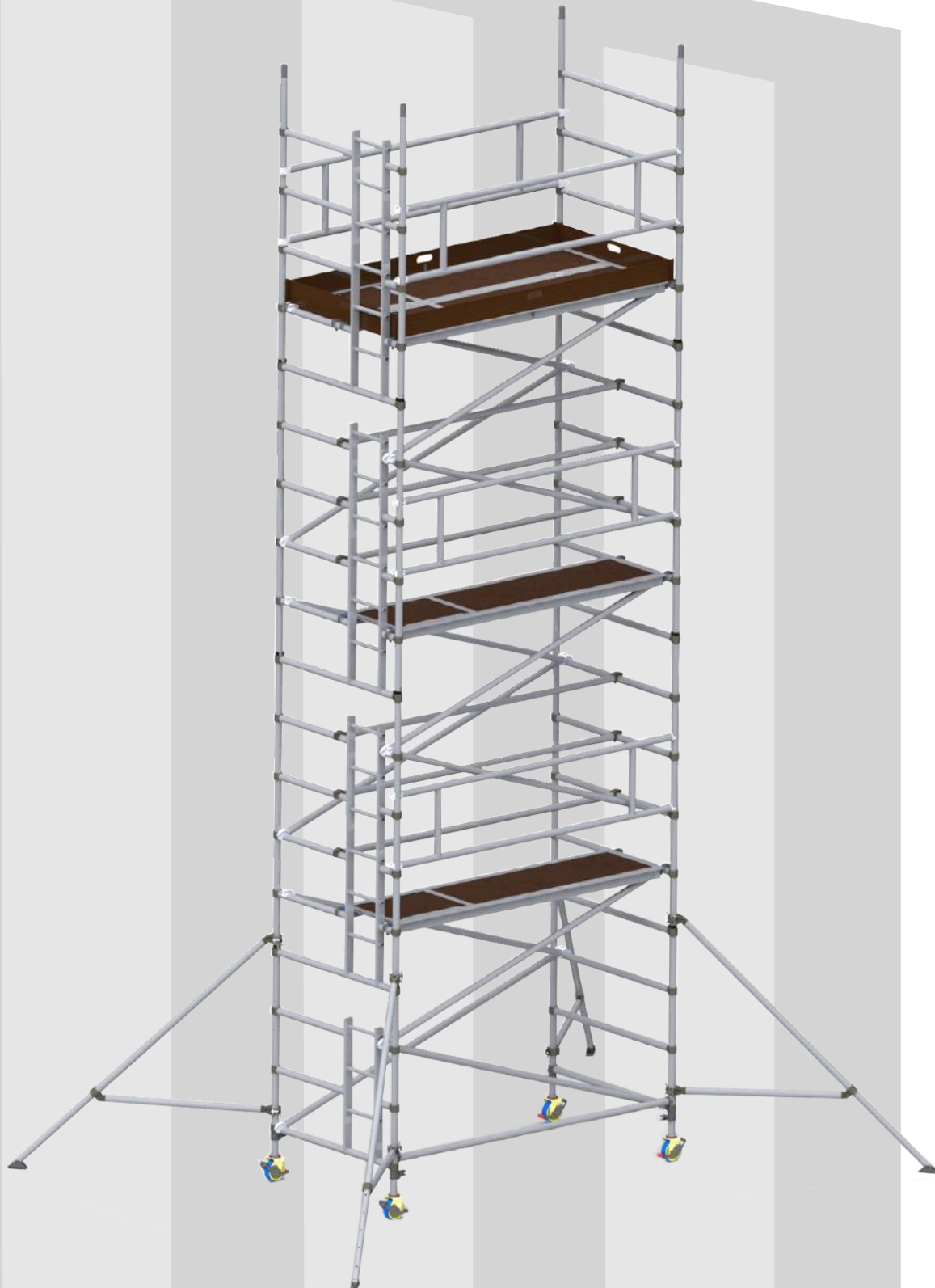


Span 400

ACCESS TOWER SYSTEM



Span 400

ACCESS TOWER SYSTEM



Span 400 is a lightweight, fast and easy to assemble tower system with a rung spacing of 400mm. With fewer components to stock or lose this versatile ladder frame tower can be used to construct simple free standing mobile towers or more complex staging systems with a host of accessories.

The new Z-configuration bracing enables quick, trouble free assembly while providing a very rigid structure.


Available in narrow and wide widths of 0.74m and 1.37m and lengths of 2m, 2.5m and 3m. Span 400 features the unique high strength Rib-Grip jointing system, guaranteed for 10 years.

All standard components have an extended 3 year warranty.

Compliant with EN1004 and Work at Height Directives. Load Class 3.



Key features




Rib-Grip – Cold Formed Joints

The cold-formed Rib-Grip jointing process is a key feature of the Instant tower system and provides three times the strength and durability of traditional welded joints. 10 year no question warranty!



Adjustable Legs

A choice of 400mm, 600mm & 800mm height adjustment is provided by Quick-Adjust legs. This provides quick and easy levelling on rough or uneven surfaces. Once loaded they cannot be accidentally released.



Fluted Frame Rungs

Provides better grip and increased slip resistance when climbing frames during assembly or once erected.



Span 400 Frame – Reversible Multi-purpose Frames

High-strength lightweight aluminium alloy construction makes components easier to handle. The Span 400 frame is fully interchangeable with all existing parts and means fewer components to stock and control.



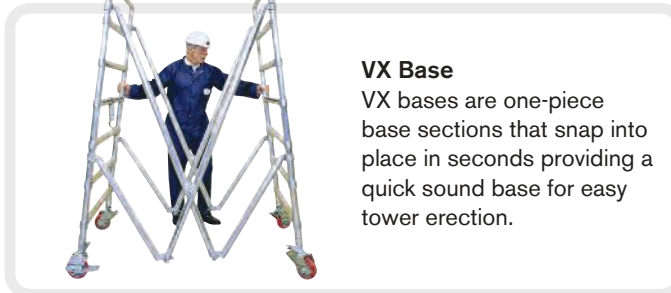
Automatic locking Brace Hooks & Heavy 'Rhino-nose'

Hooks snap into locked position without prior 'priming' and an easy-release catch design aids disassembly. The large contact area (over 225°) gives a firm grip. The Rhino-nose is very durable for arduous site conditions resisting damage if dropped.



TX3000 Platform

The TX3000 lightweight platform is available in standard and trapdoor formats. It provides all-round edge protection. All components can be easily replaced should damage occur.



VX Base

VX bases are one-piece base sections that snap into place in seconds providing a quick sound base for easy tower erection.

Spandek

Span 400 wide towers can be bridged with Spandek staging to provide large, safe working areas of up to 9.1m (30ft).

Span 400 Compact

The new Span 400 Compact Tower is ideal for restricted access such as lift-shafts.



INSTANT UPRIGHT

QUALITY & STRENGTH YOU CAN TRUST



Painted Tower

A painted finish can be applied to any product in the INSTANT range. This offers a permanent solution for 'tower' identity on the work site.

Key advantages: strengthens corporate identity, differentiates inventory from competitors, suffer fewer losses than non-branded towers.

A wide range of components and accessories are available for the Span Access Tower Systems providing maximum versatility.



Walk-thru Frame



High Clearance Platform



Spandek Walkway



Ballast Weight



Nylon Coupler



Base Plate

INSTANT UPRIGHT

Instant UpRight Ltd.

Unit S1, Park West Industrial Park,
Friel Avenue, Nangor Road,
Dublin 12, Ireland.

T: +353 (0)1 6209300

F: +353 (0)1 6209301

E: info@instantupright.com

www.instantupright.com



For safe use and assembly please refer to manufacturer's assembly guide. Specifications are subject to change without notice. The photographs in this brochure are for promotional purposes only.